THREADED & FSW ENDS							
VALVE SIZE	ACTUATOR SIZE	DIMENSIONS, INCHES A	B	C	D	E	Wt. lbs.
1/2" & 3/4"	35M	4.50	9.62	1.31	9.50	3.14	10
	55M	4.50	10.88	1.31	12.50	3.14	30
1"	35M	4.50	9.62	1.31	9.50	3.14	10
	55M	4.50	10.88	1.31	12.50	3.14	30
1 1/2"	55M	6.75	13.00	2.18	12.50	3.14	45
	85M	6.75	13.88	2.18	15.00	3.14	55
2"	55M	6.75	13.00	2.18	12.50	3.14	45
	85M	6.75	13.88	2.18	15.00	3.14	55

FLANGED END									
VALVE SIZE	ANSI FLANGE	ACT. SIZE	DIMENSIONS, INCHES A_1	B	C	D	E	E1	Wt. lbs.
1/2"	150#	35M	7.25	9.62	1.31	9.50		7.12	12
		55M	7.25	10.88	1.31	12.50		7.12	32
	300#	35M	7.50	9.62	1.31	9.50		7.12	14
		55M	7.50	10.88	1.31	12.50		7.12	34
3/4"	150#	35M	7.25	9.62	1.31	9.50		7.12	14
		55M	7.25	10.88	1.31	12.50		7.12	34
	300#	35M	7.62	9.62	1.31	9.50		7.12	16
		55M	7.62	10.88	1.31	12.50		7.12	36
1"	150#	55M	7.25	10.88	1.31	12.50		7.12	14
		85M	7.25	11.75	1.31	15.00		7.12	34
	300#	55M	7.75	10.88	1.31	12.50		7.12	16
		85M	7.75	11.75	1.31	15.00		7.12	36
1 1/2"	150#	55M	8.75*	13.00	2.18	12.50	3.14		51
		85M	8.75*	13.88	2.18	15.00	3.14		61
	300#	55M	9.25*	13.00	2.18	12.50	3.14		57
		85M	9.25*	13.88	2.18	15.00	3.14		67
2"	150#	55M	10.00	13.00	2.18	12.50	3.14		55
		85M	10.00	13.88	2.18	15.00	3.14		65
	300#	55M	10.50	13.00	2.18	12.50	3.14		59
		85M	10.50	13.88	2.18	15.00	3.14		69

* IF BRZ, THE F–F WILL BE 11.00 AND WILL NOT BE ANSI STD.

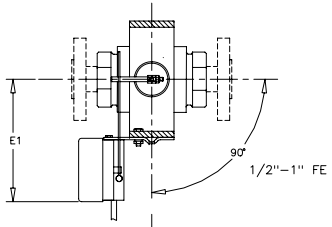

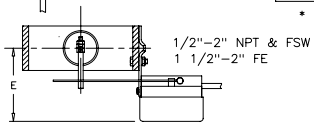

SECTION A–A

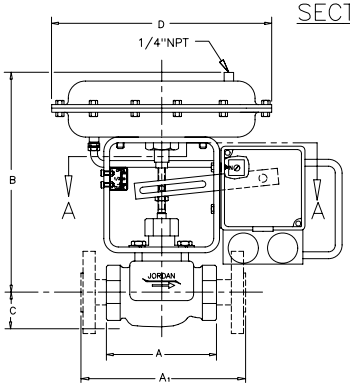

FN: MK78SP

SPECIFICATION DATA

CUSTOMER _____

ORDER No. _____ SERIAL No. _____

TAG No. _____

VALVE TYPE _____ QTY. _____

BODY _____

END CONN. _____

INLET PRESS. _____ MAX. ΔP _____

CONTROL RANGE _____

VALVE ACTION: RISE IN SIGNAL TO ☐ OPEN ☐ CLOSE

VALVE SEAT _____ Cv _____

MISC. _____

CERTIFIED _____ DATE _____

RICHARDS INDUSTRIES
CINCINNATI, OHIO
U.S.A.
VALVE GROUP

1/2–2" MARK 78SP
DIAPHRAGM CONTROL VALVE W/SMP

DRAWN BY	DATE
DW	8/17/04
CHECKED BY	DATE

MK78SP